


## STANDARD FEATURES




## STEP UP

- ◆ High performance CircuFlame™ single flow burner systems
  - Single Ring at 25,000 Btu/hour for optimum cooking performance (*Patent Pending*)
  - Cast brass lift-off burner cap and base for easy cleaning
- ◆ Stainless steel fully sealed burner bowl for easy cleaning
- ◆ Brass standing pilot ignition at each burner position (HSUP models only)
- ◆ 5.5" Step Up to rear burners

1/2" Diameter Rod Grates



Single Flow Burner



Welded Construction



- ◆ Heavy gauge welded body construction
- ◆ Stainless steel, high polished, 1/2" diameter rod grates, (*Patent Pending*) adjustable height for leveling
- ◆ Available from 24" to 36" wide configurations
- ◆ 1-1/4" front gas manifold
- ◆ Zamak die cast knobs and bezels with set screws (*Patent Pending*)
- ◆ Stainless steel front, sides, 4.5" plate shelf, and bottom
- ◆ 9" tall Low FlueRiser
- ◆ Single point re-ignition direct spark system and modules at each burner positions. Flame rectification means igniter will continue to spark until the burner flame is established (HSU models only)

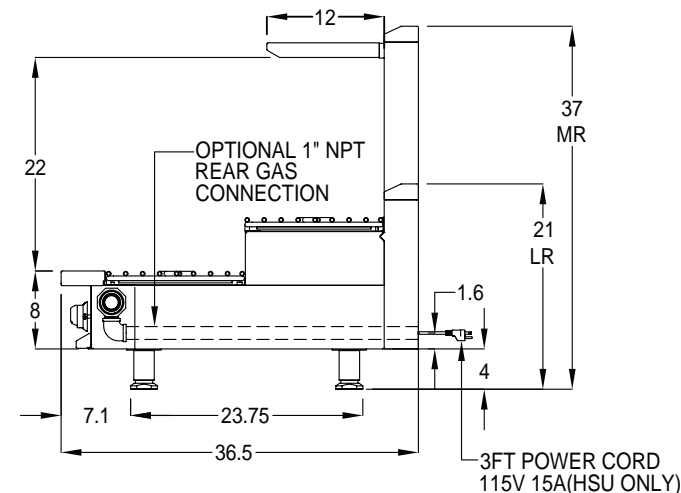
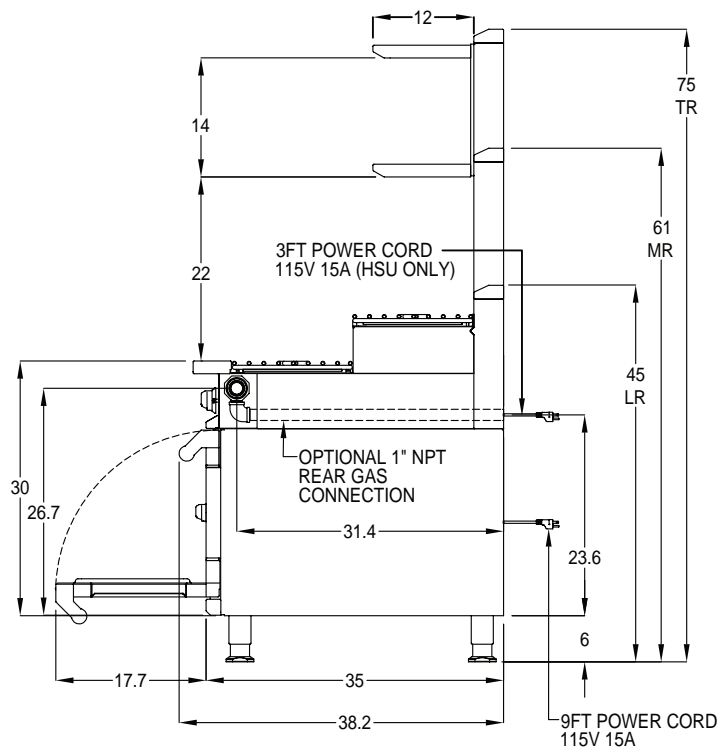
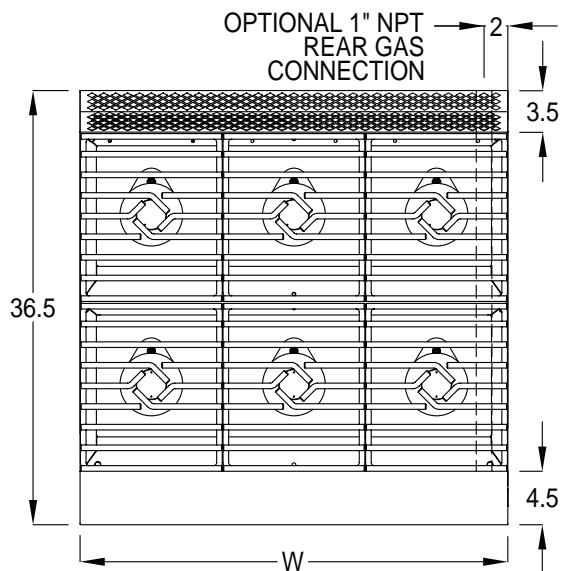


Model number as shown HSU366



## OPTIONS

- ◆ Customizable Marquise accented™ valve panel (*Patent Pending* / contact sales department for available options)
- ◆ Manifold caps and covers
- ◆ 1" rear gas supply connection
- ◆ Front manifold union connections
- ◆ Stainless steel back cover
- ◆ Common plate shelf up to 108" wide
- ◆ Extended plate shelf (6" or 8")
- ◆ Belly bar with 1" space or extended to accommodate 1/9 condiment pans
- ◆ 4" legs for countertop models
- ◆ Risers: Tall or Mid
- ◆ Shelves: single or double, solid, tubular or mixed



| Model   | Description   | Gas [Btu/HR] | Amps | Approx SHP WT | Width (W) |
|---------|---|--------------|------|---------------|-----------|
| HSU244  | 24" Width Step Up (2 Single Front, 2 Single Rear Burners)                 | 100,000      | 1    | 170           | 24"       |
| HSU366  | 36" Width Step Up (3 Single Front, 3 Single Rear Burners)                 | 150,000      | 1    | 240           | 36"       |
| HSUP244 | 24" Width Step Up (2 Single Front, 2 Single Rear Burners), Standing Pilot | 100,000      | N/A  | 170           | 24"       |
| HSUP366 | 36" Width Step Up (3 Single Front, 3 Single Rear Burners), Standing Pilot | 150,000      | N/A  | 240           | 36"       |

**ELECTRICAL** : 120V, 60Hz, 5A, 1 phase. (HSU models only)

**GAS** : 1-1/4" front manifold, capped or connectable to adjacent equipment. 1" male NPT rear gas connection available for sizes larger than 12". Minimum gas supply is 7" water column for natural gas and 11" for propane. Operating pressure at the manifold is 5" water column for natural gas and 10" for propane. All units require a regulated gas supply.

**VENTILATION** : The product is required to be installed under an exhaust hood.

*Note: Hestan Commercial products are not approved or recommended for residential use. Hestan Commercial Corporation reserves the right to change materials and specifications without notice. Specify type of gas when ordering. Specify altitude when above 2,000 ft.*